

Name _____

Time to Five Minute Intervals



Lesson 5

ESSENTIAL QUESTION

How do I use and tell time?



Explore and Explain



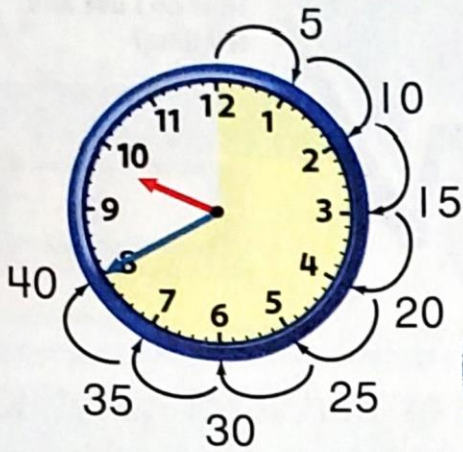
Please fasten your seat belts. This plane leaves in 5 minutes!



Teacher Directions: Count by 5s as you trace the dotted line. Label each jump 5, 10, 15 and so on. Draw the minute hand. Write that time on the digital clock.

See and Show

It takes 5 minutes for the minute hand to move to the next number. You can skip count by 5s to tell the time.




This clock shows 40 minutes after 9 o'clock.
Write the time another way.

Helpful Hint

Each mark on the clock face is one minute.



Tell what time is shown. Use  to help. Write the time.

1.




2.



3.



4. Tell what time is shown. Draw the minute hand to show the time.



Talk Math

Explain how you skip count by 5s to tell time.

Name _____


On My Own

Tell what time is shown. Use  to help. Write the time.

5.



6.



7.



Tell what time is shown. Draw the hands to show the time.

8.




9.



10.



11. 2:20



12. 8:45



13. 1:25

